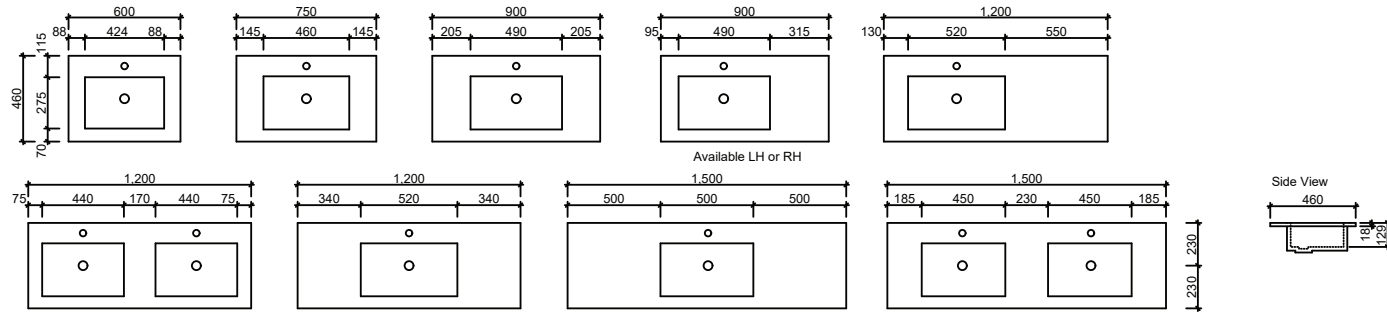


# VANITY TOPS

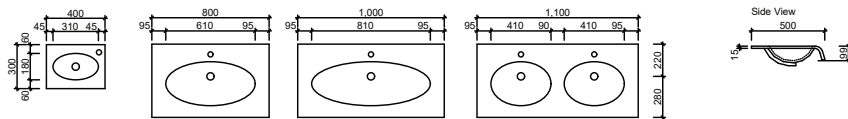
## ALPHA

Ceramic | Waste Size: 32mm with overflow | Tap Holes: 1 or 3 | Bowl Depth: 125mm | Top Thickness: 20mm



## BOWL PLUS

Ceramic | Waste Size: 32mm with overflow | Tap Holes: 0 or 1 | Bowl Depth: 95mm | Top Thickness: 15mm with curved front



Waste size: Acrylic = 40mm, Ceramic = 32mm, Sculptured Marble = 32mm

Note: Where left or right hand options are available please specify or else cabinets will be supplied as per these drawings.

NOTE: All vanity top and basin sizes are nominal only. E&OE

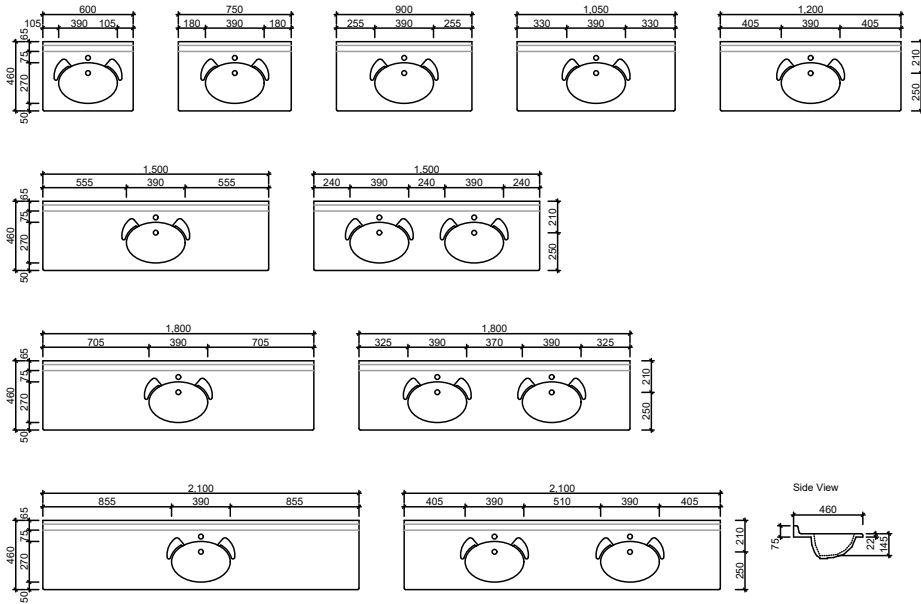


Timberline

# VANITY TOPS

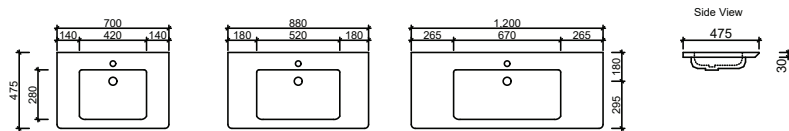
## CLASSIC

Acrylic | Waste Size: 40mm | Tap Holes: 0, 1 or 3 | Bowl Depth: 145mm | Top Thickness: 20mm



## DIAMOND

Ceramic | Waste Size: 32mm with overflow | Tap Holes: 1 | Bowl Depth: 100mm | Top Thickness: 25mm



Waste size: Acrylic = 40mm, Ceramic = 32mm, Sculptured Marble = 32mm

Note: Where left or right hand options are available please specify or else cabinets will be supplied as per these drawings.

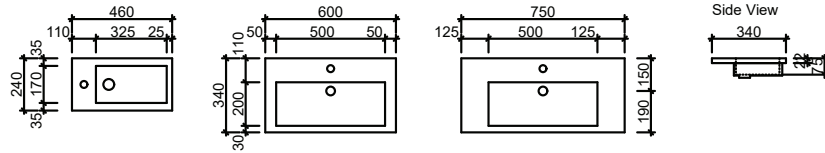
NOTE: All vanity top and basin sizes are nominal only. E&OE



# VANITY TOPS

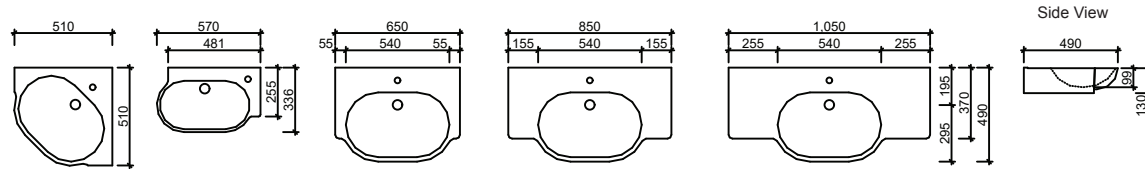
## ENSUITE

Regal/Acrylic | Waste Size: 40mm | Tap Holes: 1 (500) 0, 1 or 3 (600, 750) | Bowl Depth: 75mm | Top Thickness: 20mm



## EMERALD

Ceramic | Waste Size: 32mm with overflow (except to 510mm & 570mm) | Tap Holes: 0 or 1 | Bowl Depth: 100mm | Top Thickness: 130mm



Tap Holes: 1

Tap Holes: 0 or 1

Waste size: Acrylic = 40mm, Ceramic = 32mm, Sculptured Marble = 32mm

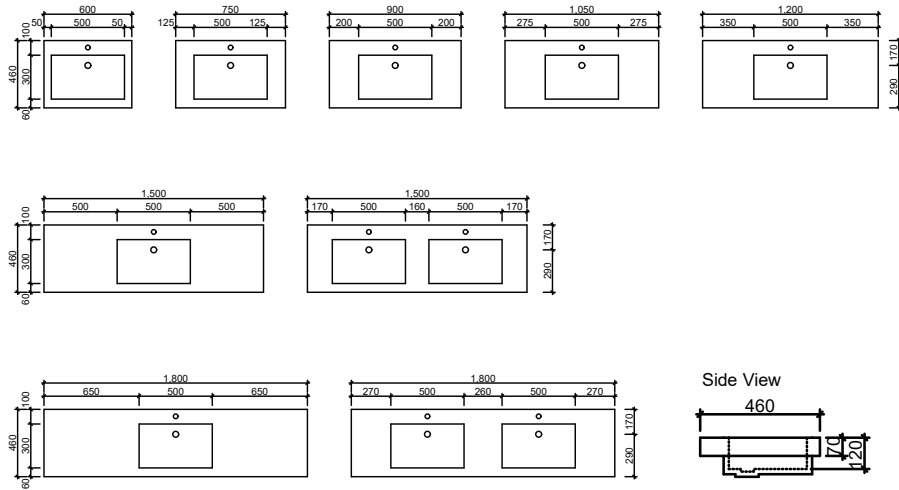
Note: Where left or right hand options are available please specify or else cabinets will be supplied as per these drawings.

NOTE: All vanity top and basin sizes are nominal only. E&OE

# VANITY TOPS

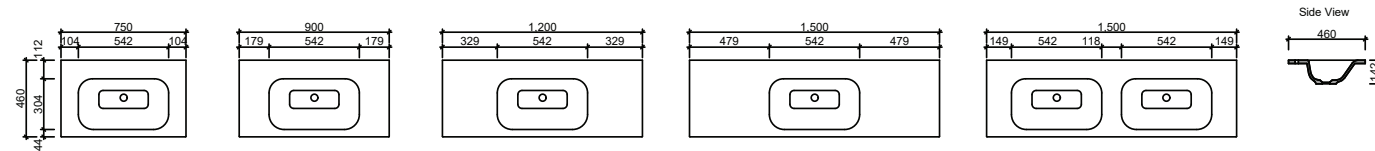
## GRAND

Acrylic | Waste Size: 40mm | Tap Holes: 0, 1 or 3 | Bowl Depth: 120mm | Top Thickness: 70mm



## HAVEN

Dolomite | Waste Size: 32mm with overflow | Tap Holes: 0, 1 or 3 | Bowl Depth: 125mm | Top Thickness: 20mm



Waste size: Acrylic = 40mm, Ceramic = 32mm, Sculptured Marble = 32mm

Note: Where left or right hand options are available please specify or else cabinets will be supplied as per these drawings.

NOTE: All vanity top and basin sizes are nominal only. E&OE

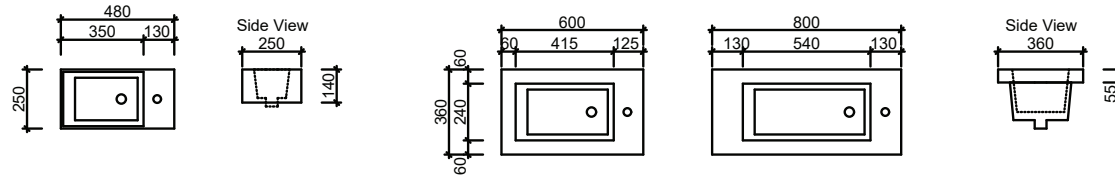


Timberline

# VANITY TOPS

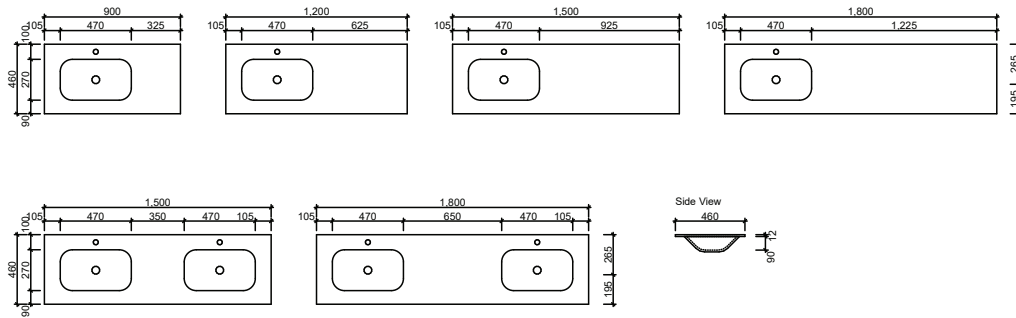
## LIBERTY

Acrylic | Waste Size: 32mm with overflow | Tap Holes: 1



## PURE POND

Corian® | Waste Size: 40mm | Tap Holes: 0, 1 or 3 | Bowl Depth: 90mm | Top Thickness: 13mm



Waste size: Acrylic = 40mm, Ceramic = 32mm, Sculptured Marble = 32mm

Note: Where left or right hand options are available please specify or else cabinets will be supplied as per these drawings.

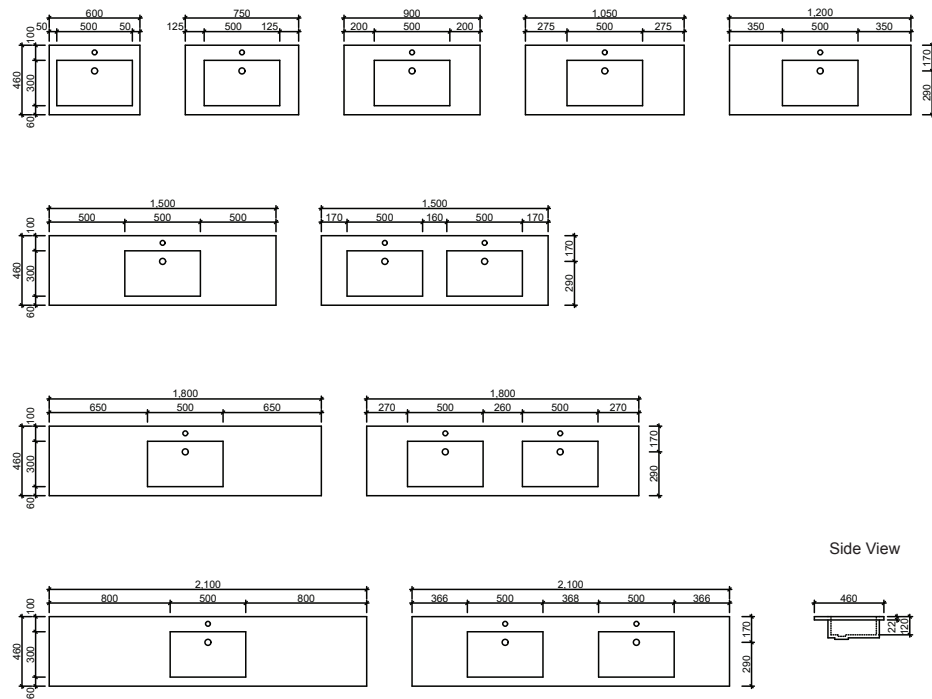
NOTE: All vanity top and basin sizes are nominal only. E&OE



# VANITY TOPS

## REGAL

Acrylic | Waste Size: 40mm | Tap Holes: 0, 1 or 3 | Bowl Depth: 120mm | Top Thickness: 20mm



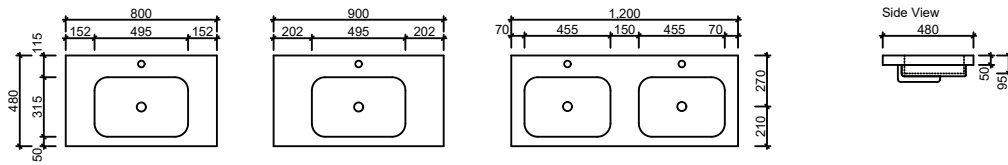
Waste size: Acrylic = 40mm, Ceramic = 32mm, Sculptured Marble = 32mm  
 Note: Where left or right hand options are available please specify or else cabinets will be supplied as per these drawings.  
 NOTE: All vanity top and basin sizes are nominal only. E&OE



# VANITY TOPS

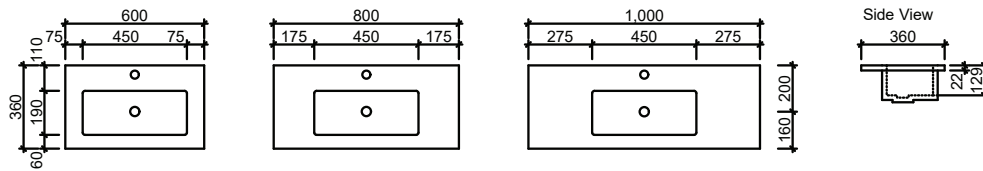
## TEMPO

**Sculptured Marble | Waste Size:** 32mm with overflow | **Tap Holes:** 1 or 3 | **Bowl Depth:** 95mm | **Top Thickness:** 50mm



## URBAN ENSUITE

**Ceramic | Waste Size:** 32mm with overflow | **Tap Holes:** 1 or 3 | **Bowl Depth:** 75mm | **Top Thickness:** 20mm



Waste size: Acrylic = 40mm, Ceramic = 32mm, Sculptured Marble = 32mm

Note: Where left or right hand options are available please specify or else cabinets will be supplied as per these drawings.

NOTE: All vanity top and basin sizes are nominal only. E&OE

