

Custom Modular Laundry Collection





Why Choose Timberline



100% AUSTRALIAN MADE CABINETS

Every single cabinet in this brochure is 100% Australian made. That means you know you are getting a reliable product from a reliable source.



CUSTOM MADE DESIGNS

If you would like a wall to wall laundry we can accommodate the size with a custom made laundry system to suit your individual needs.



MIX AND MATCH

You can mix and match your selections from our huge range of cabinet colours and handles. Personalise your vanity to create the perfect look!




EASY DIY INSTALLATION

DIY Installation is easy with our modular system. Each module is built ready for you to install. No flat packs here.

Add Value




The modular laundry system
is a fully customisable solution
to suit your individual needs.

Featured on  @timberline.bp
Follow us for more bathroom inspiration.



5 YEAR WARRANTY

It is with pure confidence that we guarantee
all our laundry cabinets for a full 5 years.
We believe in what we do!



Pro Tip

Consider space for a dryer for those rainy days or emergencies. You can stack the washing machine and dryer to maximise space.

White Satin Top Cabinets
(with Vertical Routed Panel Upgrade)

Fingerpull

Arctic White
SilkSurface Benchtop

Brushed Gold Ova
Handles on Base
Cabinets

Perugian Walnut
Base Cabinets

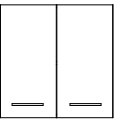
RECREATE THIS LOOK

This layout is perfect for maximising space with the ability to hide your laundry away behind doors to keep things tidy. The combination of woodgrain and painted cabinets is a sure way to add depth and vibrancy to small spaces.

Complete laundry
cost as pictured
\$2,145*


Complete laundry cost: **\$1,917**
(with standard cabinet doors
instead of shaker panels)

Top End Fill Panel 16mm
PNL-OPT-LND-OHPAN-R | **\$55**



Top Cabinet 600 x 600mm
OVR-LC-600 | **\$488**

Base Fill Panel 16mm
PNL-OPT-LND-FILL-L | **\$44**



Base Cabinet 600mm
BAS-LC-600 | **\$650**



30mm SilkSurface
Benchtop 616mm
BTP-LBT-SST | **\$680^**

*Includes Vertical routed panel updgrade | **\$114** per door. See page 33 for more route options. **NOTE:** Tapware, sink and appliances not included.
^SilkSurface Benchtop | **\$680** per linear metre, minimum charge 1m.

Pro Tip

Be sure to factor in any clear space required around your appliances when designing your laundry.



Bottega Oak
Top Cabinets

Bottega Oak
Open Shelves

Fingerpull

Laundry Sink

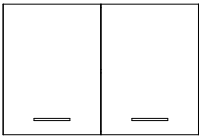
Carrara SilkSurface
Benchtop

White Satin
Base Cabinets

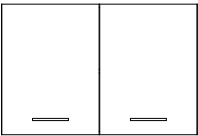
RECREATE THIS LOOK

This laundry is sure to be a head-turner. The combination of dark timber and white satin cabinets add a modern touch, while the top cabinets and shelves provide ample space to keep it clutter-free. This design with its great storage options makes organisation a breeze.


Complete laundry
cost as pictured
\$4,005




Top Cabinet 900 x 600mm
OVR-LC-900 | **\$542**



Top Cabinet 900 x 600mm
OVR-LC-900 | **\$542**



Top Cabinet 300 x 600mm
OVR-LC-300-SH3 | **\$448**



Base Cabinet 900mm
BAS-LC-900 | **\$801**



Base End Panel 16mm
PNL-OPT-LND-FULL-L | **\$77**



Base End Panel 16mm
PNL-OPT-LND-FULL-R | **\$77**



30mm SilkSurface
Benchtop 2232mm
BTP-LBT-SST | **\$1,518^**

See pages 50-55 for our collection of cabinet colours. **NOTE:** Tapware, sink and appliances not included.
^SilkSurface Benchtop | **\$680** per linear metre, minimum charge 1m.

Pro Tip

Check that your chosen sink will fit in the base cupboard. To be safe use a 900mm base cupboard.



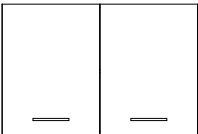
RECREATE THIS LOOK

The soft grey and blue tones in this laundry create a relaxed feel, allowing for a comfortable and inviting space. The top cabinet and shelves provide additional storage solutions and are in perfect balance with the base cabinets.

Complete laundry cost as pictured

\$4,267*

Complete laundry cost: **\$3,563**
(with standard cabinet doors instead of shaker panels)

			
Top Cabinet 900 x 600mm OVR-LC-900 \$542	Open Shelf 900 x 200mm OSC-LC-900-SH \$493	Base Fill Panel 16mm PNL-OPT-LND-FILL-L \$44	Base Cabinet 900mm BAS-LC-900 \$801
			
Base End Panel 16mm PNL-OPT-LND-FULL-L \$77	Base End Panel 16mm PNL-OPT-LND-FULL-R \$77	30mm SilkSurface Benchtop 2248mm BTP-LBT-SST \$1,529^	

*Includes Sussex routed panel updgrade | **\$176** per door. See page 46-47 for more SilkSurface benchtop colours. **NOTE:** Tapware, sink and appliances not included.
^SilkSurface Benchtop | **\$680** per linear metre, minimum charge 1m.

Pro Tip

Don't forget to decorate! Add some greenery to make your laundry feel more homely.

White Satin
Top Cabinet

600mm Classic Oak
Open Shelves

Calcutta Snow
SilkSurface Benchtop

Brushed Gold
Leather Pull
Handles

White Satin Tall Cabinet
with Open Shelves

Classic Oak
Base Cabinet

RECREATE THIS LOOK

Open shelves are a great way to display your favourite items and create the illusion of space. The combination of White Satin and Classic Oak cabinets gives a relaxed, natural look and add a coastal vibe to your laundry.

Complete laundry
cost as pictured

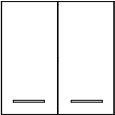
\$5,017




Tall Cabinet 450mm
TLL-LC-450 | **\$1,137**



Tall Cabinet 450mm
TLL-LC-450-SH | **\$1,196**




Top Cabinet 600 x 600mm
OVR-LC-600 | **\$488**



Open Shelf 600 x 600mm
OSC-LC-600-SH2 | **\$520**



Base End Panel 16mm
PNL-OPT-LND-FULL-L | **\$77**



Base Cabinet 600mm
BAS-LC-600 | **\$650**



Base End Panel 16mm
PNL-OPT-LND-FULL-R | **\$77**



30mm SilkSurface
Benchtop 1282mm
BTP-LBT-SST | **\$872***

See page 33-35 for more customising options and upgrades options. **NOTE:** Tapware, sink and appliances not included.
^SilkSurface Benchtop | **\$680** per linear metre, minimum charge 1m.

Pro Tip

We suggest using a filler panel when butting up against a wall.


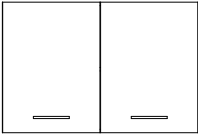
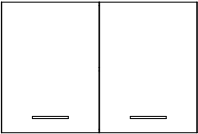





RECREATE THIS LOOK

This laundry is designed to make your life easier and look great! The vertical routed panels are complimented perfectly by the gold handles and tapware, making it a truly luxurious laundry. And you can rest assured you will have enough space for all your storage needs.

Complete laundry cost as pictured
\$5,848*

Complete laundry cost: **\$4,594**
(with standard cabinets instead of shaker panels)

			
Tall Fill Panel 16mm PNL-OPT-LND-TLFIL-L \$67	Tall Cabinet 800mm TLL-LC-800 \$1,474	Top Cabinet 900 x 600mm OVR-LC-900 \$542	Top Cabinet 900 x 600mm OVR-LC-900 \$542
			
Top Cabinet 450 x 600mm OVR-LC-450 \$395	Base Cabinet 900mm BAS-LC-900 \$801	Base End Panel 16mm PNL-OPT-LND-FULL-L \$77	Base End Panel 16mm PNL-OPT-LND-FULL-R \$77
			
33mm Laminate Benchtop 2232mm BTP-LBT-LAM \$619^			

*Includes Vertical routed panel upgrade | **\$114** per door/drawer, **\$228** per tall door. Handles come horizontal as standard unless specified. **NOTE:** Tapware, sink and appliances not included. See page 33 for more shaker panel options. ^Laminate Benchtop | **\$277** per linear metre, minimum charge 1m.

Pro Tip

Designing a wall to wall laundry?
Consider whether you need
custom sized cabinets to suit!

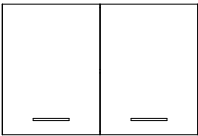
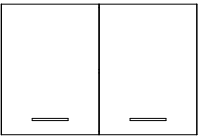
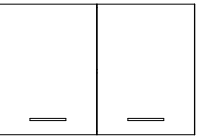




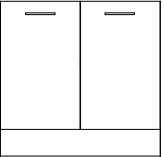






RECREATE THIS LOOK

This sleek Black Satin look will add sophistication to your laundry. Not only does It provide the perfect amount of storage space, the addition of a laundry rail will make organisation a breeze, allowing you to find everything with ease and speed. Your guests are sure to be impressed!

Complete laundry
cost as pictured
\$5,547*

Complete laundry cost: **\$5,199**
(with standard cabinets instead
of push-to-open doors)

			
Top Cabinet 900 x 600mm OVR-LC-900 \$542	Top Cabinet 900 x 600mm OVR-LC-900 \$542	Top Cabinet 900 x 600mm OVR-LC-900 \$542	Top End Fill Panel 16mm PNL-OPT-LND-OHPAN-R \$55
			
Laundry Rail 900mm LND-OPT-RAIL \$46*	Base Fill Panel 16mm PNL-OPT-LND-FILL-L \$44	Base Cabinet 900mm BAS-LC-900 \$801	Base Cabinet 900mm BAS-LC-900 \$801
			
Base End Panel 16mm PNL-OPT-LND-FULL-L \$77	Base Cabinet 450mm BAS-LC-450-DR3 \$708	Base Fill Panel 16mm PNL-OPT-LND-FILL-R \$44	33mm Laminated Benchtop 3598mm BTP-LBT-LAM \$997^

*Includes Push-to-open door upgrade | **\$58** per door. Laundry Rail | **\$46** per linear metre, minimum charge 1m. See page 50-51 for more paint colours.
NOTE: Tapware, sink and appliances not included. ^Laminated Benchtop | **\$277** per linear metre, minimum charge 1m.

Pro Tip

Handle combinations set the tone in any laundry setting.


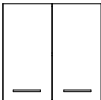
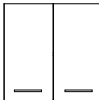






RECREATE THIS LOOK

This spacious laundry provides a bright and airy atmosphere with its white tones and open window. The Victorian routed cabinetry adds a touch of class and the ample storage options make it easy to get your laundry done without any hassle.



Complete laundry cost: **\$4,970**
(with standard doors and drawers instead of shaker panels)

			
Tall Fill Panel 16mm PNL-OPT-LND-TLFIL-L \$67	Tall Cabinet 450mm TLL-LC-450 \$1,137	Top Cabinet 600 x 600mm OVR-LC-600 \$488	Top Cabinet 600 x 600mm OVR-LC-600 \$488
			
Base End Panel 16mm PNL-OPT-LND-FULL-L \$77	Base Cabinet 450mm BAS-LC-450-DR2 \$650	Base Cabinet 900mm BAS-LC-900 \$801	Base Cabinet 450mm BAS-LC-450 \$569
			
33mm Laminate Benchtop 2500mm BTP-LBT-LAM \$693^			

*Includes Victoria shaker panel upgrade | **\$176** per door/drawer, **\$352** per tall door. See page 42-44 for our full collection of handles.
NOTE: Tapware, sink and appliances not included. ^Laminate Benchtop | **\$277** per linear metre, minimum charge 1m.

Pro Tip

Include a tall storage cabinet to allow for items like brooms, mops, ironing boards and vacuum cleaners.



Light Grey Satin Tall Cabinet
(with Sussex shaker panel upgrade)

Light Grey Satin Top Cabinets
(with Sussex shaker panel upgrade)

Laundry Rail

Carrara SilkSurface
Benchtop

Brushed
Nickel
Flat Knob
Handles

Light Grey Satin Base Cabinets
(with Sussex shaker panel upgrade)

RECREATE THIS LOOK

The Light Grey Satin finish and Sussex routed cabinet doors have been combined to provide this laundry with a traditional finish. The tall cupboard is perfect for storing brooms and mops, giving them a home away from sight.




Complete laundry cost: **\$4,930**
(with standard doors and drawers instead of shaker panels)




Tall Cabinet 450mm
TLL-LC-450 | **\$1,137**



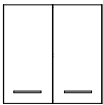
Top End Fill Panel 16mm
PNL-OPT-LND-OHPAN-L | **\$55**



Top Cabinet 600 x 600mm
OVR-LC-600 | **\$488**




Top Cabinet 600 x 600mm
OVR-LC-600 | **\$488**



Top Cabinet 600 x 600mm
OVR-LC-600 | **\$488**



Top End Fill Panel 16mm
PNL-OPT-LND-OHPAN-R | **\$55**




Laundry Rail 1000mm
LND-OPT-RAIL | **\$46***



Base End Panel 16mm
PNL-OPT-LND-FULL-L | **\$77**



Base End Panel 16mm
PNL-OPT-LND-FULL-R | **\$77**



Base Cabinet 600mm
BAS-LC-600 | **\$650**



Base Fill Panel 16mm
PNL-OPT-LND-FILL-L | **\$44**



30mm SilkSurface
Benchtop 1948mm
BTP-LBT-SST | **\$1,325***

*Includes Sussex shaker panel upgrade | **\$176** per door, **\$352** per tall door. Laundry Rail | **\$46** per linear metre, minimum charge 1m. SilkSurface Benchtop | **\$680** per linear metre, minimum charge 1m. **NOTE:** Tapware, sink and appliances not included. See page 46-47 for more SilkSurface benchtop colours.

Pro Tip

The soft-close Laundry Basket System hides mess and helps prepare for the next load of washing.



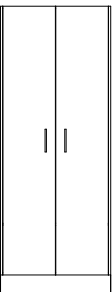
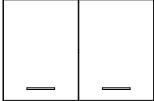
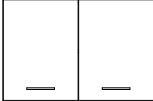
RECREATE THIS LOOK

With warm timber tones, gold handles and endless amounts of storage space, who wouldn't love to have a laundry like this! The addition of the Laundry Basket System will revolutionise the way you do laundry and ensure that your house always looks neat and tidy.


Complete laundry cost as pictured

\$6,328*

Complete laundry cost: **\$5,339**
(with standard base cabinet BAS-LC-450 instead of laundry basket system)

			
Tall Fill Panel 16mm PNL-OPT-LND-TLFIL-L \$67	Tall Cabinet 800mm TLL-LC-800 \$1,474	Tall Cabinet 900 x 600mm OVR-LC-900 \$542	Tall Cabinet 900 x 600mm OVR-LC-900 \$542

			
Top End Fill Panel 16mm PNL-OPT-LND-OHPAN-L \$55	Base Cabinet 450mm BAS-LC-450-DR3 \$708	Single Pull-Out Basket 450mm BAS-LC-450-BASK \$1,558	Base Cabinet 900mm BAS-LC-900 \$801

	
Base End Panel 16mm PNL-OPT-LND-FULL-R \$77	33mm Laminate Benchtop 1816mm BTP-LBT-LAM \$504*

*Including laundry basket system. Laminate Benchtop | **\$277** per linear metre, minimum charge 1m. **NOTE:** Tapware, sink and appliances not included. Product image is for illustration purposes only. BAS-LC-450-BASK laundry basket system contains 1 laundry basket only. See page 35 for further details.

Pro Tip

Clothes rails provide an added layer of organisation to any laundry setting.



RECREATE THIS LOOK

The combination of bold colours, elegant gold handles and spacious storage makes for a bright, statement look in your laundry. The laundry rail gives you plenty of room to organise your clothes and ensure they stay dry and crease-free whatever the weather.

Complete laundry cost as pictured

\$5,416*

Complete laundry cost: **\$5,068**
(with all standard cabinet handles instead of Push-to-Open)

Top Cabinet 900 x 600mm OVR-LC-900 \$542	Top Cabinet 900 x 300mm OVR-LC-900-300 \$429	Top Cabinet 900 x 600mm OVR-LC-900 \$542	Top End Fill Panel 16mm PNL-OPT-LND-OHPAN-R \$55
Laundry Rail 900mm LND-OPT-RAIL \$46*	Base Cabinet 450mm BAS-LC-450-DR3 \$708	Base End Panel 16mm PNL-OPT-LND-FULL-L \$77	Base Cabinet 900mm BAS-LC-900 \$801
Base Fill Panel 16mm PNL-OPT-LND-FILL-R \$44	30mm SilkSurface Benchtop 2682mm BTP-LBT-SST \$1,824^		

*Includes Push-to-Open door upgrade | **\$58** per door and Laundry Rail | **\$46** per linear metre, minimum charge 1m. **NOTE:** Tapware, sink and appliances not included. ^SilkSurface Benchtop | **\$680** per linear metre, minimum charge 1m. See page 34-35 for accessories and optional extras.


Pro Tip

If space is a premium in your laundry, an All-in-One cabinet may be just the thing you need.



RECREATE THIS LOOK

If you're looking for an option that is both cost-effective and looks great, this All-in-One cabinet is a great choice. Perfect for smaller spaces, this compact design provides both your cleaning and storage solutions in one.



All-in-One cabinet 915mm
BAS-LC-900-COMBO | **\$1,458**

Complete laundry
cost as pictured

\$1,458



See page 34 for laundry sink details. **NOTE:** Available with laminate top only. Tapware and appliances not included. Top cut-outs are to be done onsite.



Timberline's modular laundry system was perfect for these DIY renovations!




NOTE: Shelves, tap, sink and accessories not supplied by Timberline.



PRO TIPS


- Create a moodboard of ideas and inspiration.
- Consider your layout! You can save money by leaving the layout the same and not moving your plumbing or electrical.
- Include a clothing rail for drying clothes inside in wet weather.
- A combination of cupboards, shelves and drawers will ensure your laundry has sufficient storage space and functionality.
- A laundry bench will make sorting and folding clothes easy.
- The right tapware choice will tie your look together.





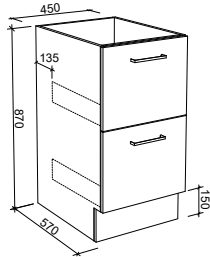
Did You Know?

We can custom make your cabinets in almost any colour and finish. Give our friendly team a call and discuss your options. Refer to page 33 for special cabinet colour pricing.



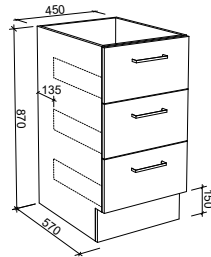
LAUNDRY MODULES

Base Cabinet 450mm



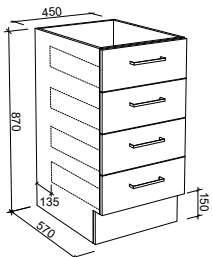
SKU	RRP
BAS-LC-450-DR2	\$650
NOTE: 518mm deep to front of kick panel	

Base Cabinet 450mm



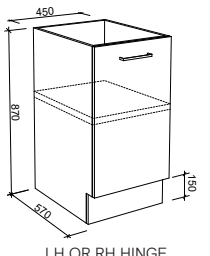
SKU	RRP
BAS-LC-450-DR3	\$708
NOTE: 518mm deep to front of kick panel	

Base Cabinet 450mm



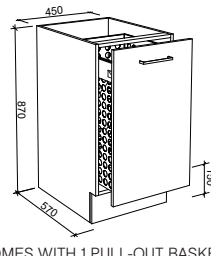
SKU	RRP
BAS-LC-450-DR4	\$732
NOTE: 518mm deep to front of kick panel	

Base Cabinet 450mm



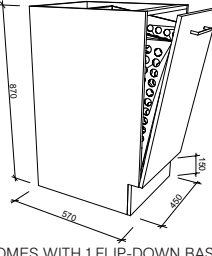
SKU	RRP
BAS-LC-450	\$569
NOTE: 518mm deep to front of kick panel	

Base Cabinet 450mm



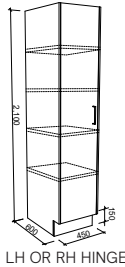
SKU	RRP
BAS-LC-450-BASK	\$1,558
NOTE: 518mm deep to front of kick panel	

Base Cabinet 450mm



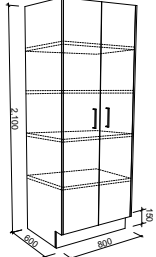
SKU	RRP
BAS-LC-450-BASKFLIP	\$1,558
NOTE: 518mm deep to front of kick panel	

Tall Cabinet 450mm



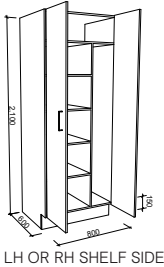
SKU	RRP
TLL-LC-450	\$1,137
NOTE: 518mm deep to front of kick panel. Fingerpull not available on tall units.	

Tall Cabinet 800mm



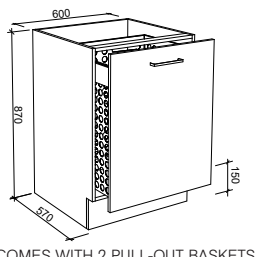
SKU	RRP
TLL-LC-800	\$1,474
NOTE: 518mm deep to front of kick panel. Fingerpull not available on tall units.	

Tall Cabinet 800mm



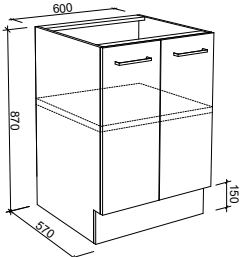
SKU	RRP
TLL-LC-800-BR	\$1,675
NOTE: 518mm deep to front of kick panel. Broom section is 250mm wide. Fingerpull not available on tall units.	

Base Cabinet 600mm



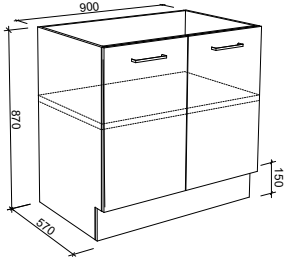
SKU	RRP
BAS-LC-600-BASK	\$1,669
NOTE: 518mm deep to front of kick panel	

Base Cabinet 600mm



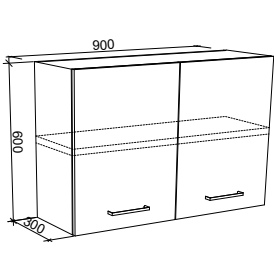
SKU	RRP
BAS-LC-600	\$650
NOTE: 518mm deep to front of kick panel	

Base Cabinet 900mm



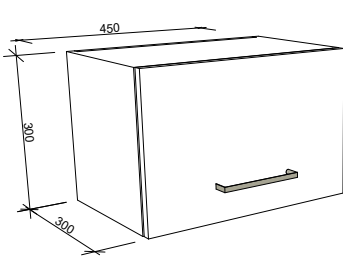
SKU	RRP
BAS-LC-900	\$801
NOTE: 518mm deep to front of kick panel	

Top Cabinet 900 x 600mm



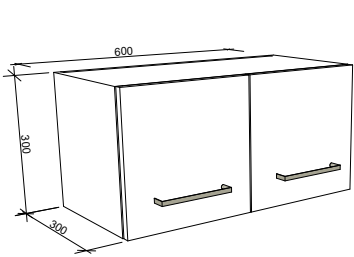
SKU	RRP
OVR-LC-900	\$542

Top Cabinet 450 x 300mm



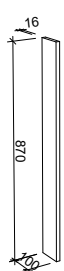
SKU	RRP
OVR-LC-450-300	\$276

Top Cabinet 600 x 300mm



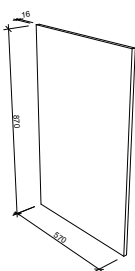
SKU	RRP
OVR-LC-600-300	\$347

Base Fill Panel 16mm



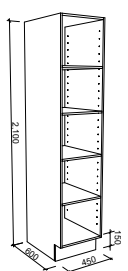
SKU	RRP
PNL-OPT-LND-FILL-L	\$44
PNL-OPT-LND-FILL-R	\$44

Base End Panel 16mm



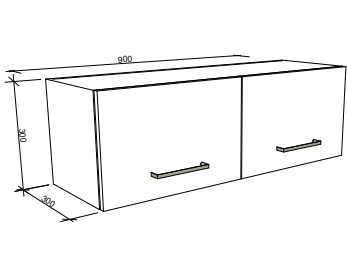
SKU	RRP
PNL-OPT-LND-FULL-L	\$77
PNL-OPT-LND-FULL-R	\$77

Tall Cabinet 450mm



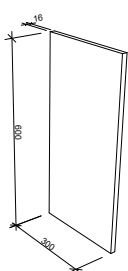
SKU	RRP
TLL-LC-450-SH	\$1,196
NOTE: 518mm deep to front of kick panel	

Top Cabinet 900 x 300mm




SKU	RRP
OVR-LC-900-300	\$429

Top End Fill Panel 16mm



SKU	RRP
PNL-OPT-LND-OHPAN-L	\$55
PNL-OPT-LND-OHPAN-R	\$55

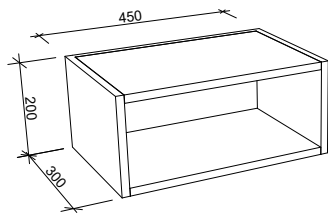
Top End Fill Panel 16mm



SKU	RRP
PNL-OPT-LND-30PAN-L	\$49
PNL-OPT-LND-30PAN-L	\$49

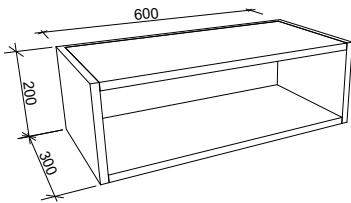
LAUNDRY MODULES

Open Shelf 450 x 200mm*



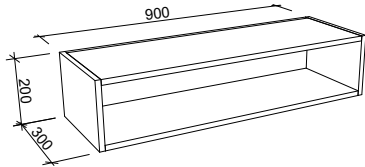
SKU	RRP
OSC-LC-450-SH	\$352

Open Shelf 600 x 200mm*




SKU	RRP
OSC-LC-600-SH	\$436

Open Shelf 900 x 200mm*



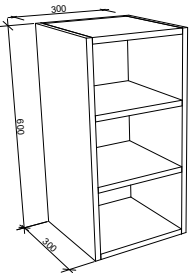
SKU	RRP
OSC-LC-900-SH	\$493

Top Cabinet 300 x 600mm



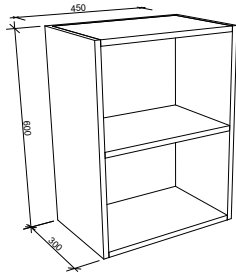
SKU	RRP
OVR-LC-300-SH2	\$416

Top Cabinet 300 x 600mm



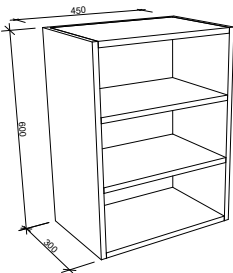
SKU	RRP
OVR-LC-300-SH3	\$448

Open Shelf 450 x 600mm*



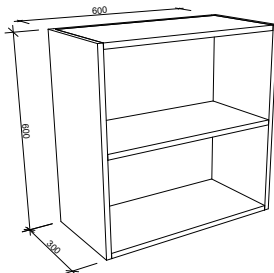
SKU	RRP
OSC-LC-450-SH2	\$468

Open Shelf 450 x 600mm*



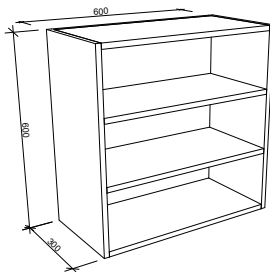
SKU	RRP
OSC-LC-450-SH3	\$503

Open Shelf 600 x 600mm*



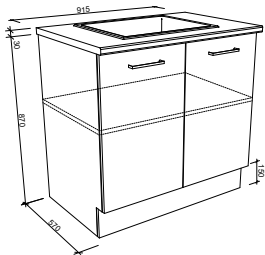
SKU	RRP
OSC-LC-600-SH2	\$520

Open Shelf 600 x 600mm*



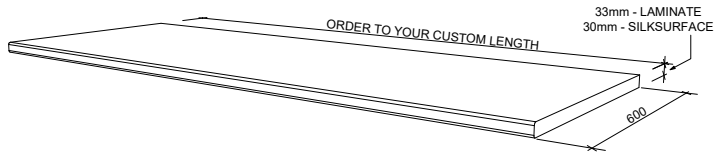
SKU	RRP
OSC-LC-600-SH3	\$558

All In One 915mm



SKU	RRP
BAS-LC-900-COMBO	\$1,458
NOTE: 518mm deep to front of kick panel	

Benchtops^



MAX LAMINATE BENCHTOP LENGTH = 3600mm | MAX SILKSURFACE BENCHTOP LENGTH = 3000mm
ROUNDED FRONT TO LAMINATE BENCHTOP | FLAT FRONT TO SILKSURFACE BENCHTOP

BENCHTOP	SKU	RRP (Min. charge for 1m)
33mm Laminate Benchtop	BTP-LBT-LAM	\$277 per linear metre
20mm SilkSurface Benchtop	BTP-LBT-SST	\$680 per linear metre

*Open shelves require handles or push-to-open upgrade on overhead cabinets. See page 33 for PTO upgrade. Fingerpull not available. ^Benchtops are to be purchased with laundry modules and cannot be ordered separately. Laminate benchtops are laminated both ends. Minimum charge for 1m. Cut-outs to be done onsite.

CABINET UPGRADE OPTIONS

Cabinet Colours

COLOUR OPTIONS	SKU	RRP (Per cabinet)
Laminex Melamine Special Colours	COL-OPT-LML	\$231
Polytec Melamine Special Colours	COL-OPT-PML	\$231
Polytec Ravine/Legato Special Colours	COL-OPT-PRL	\$319
Special Paint Colour	COL-OPT-SPC	\$231
All other Non Standard Melamine Colours		\$POA

Did You Know? You can upgrade to shaker doors on any laundry module. Drawer and door widths might vary depending on cabinet layout. Available in painted finishes only.

Shaker Panel

SHAKER PANEL	SKU	RRP (Per cabinet)*
Upgrade to Victoria Shaker per Panel	ROU-OPT-VICTORIA	\$176
Upgrade to Sussex Routed Shaker per Panel	ROU-OPT-SUSSEX	\$176
Upgrade to Classic Routed Shaker per Panel	ROU-OPT-CLASSIC	\$114
Upgrade to Cross Routed per Panel	ROU-OPT-CROSS	\$114
Upgrade to Linear Routed per Panel	ROU-OPT-LINEAR	\$114
Upgrade to Quilted Routed per Panel	ROU-OPT-QUILTED	\$114
Upgrade to Scales Routed per Panel	ROU-OPT-SCALES	\$114
Upgrade to Vertical Routed per Panel	ROU-OPT-VERTICAL	\$114



Classic



Cross



Linear



Quilted



Scales



Sussex



Vertical



Victoria

Push-To-Open Hinge

	SKU	RRP (Per door)
Upgrade laundry module with to Push-To-Open hinge (per door)	UPG-OPT-DOOR-PTO	\$58

*NOTE: Double charge applies per tall cabinet door panel.

LAUNDRY SINK

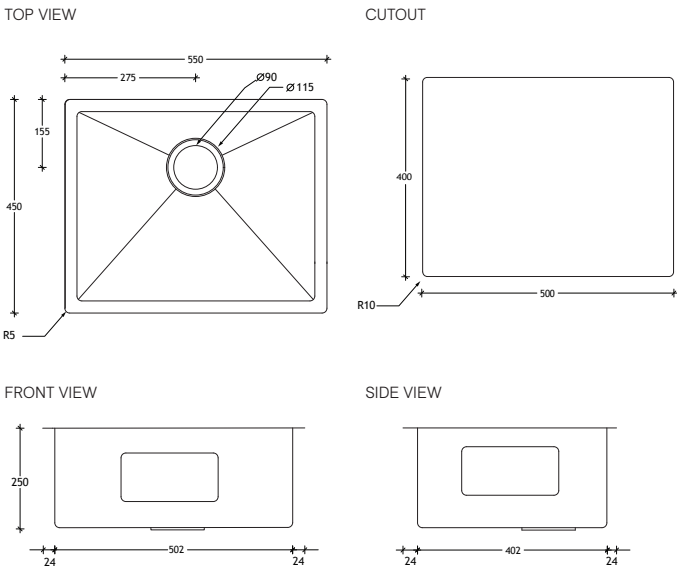
Our 61 litre 304 stainless steel laundry sink is useful for hand-washing clothes, treating stains and even just cleaning up around the house. It can be dropped into a slab or laminate top with ease.



Includes plug and waste.

Stainless Steel Laundry Sink	
SKU	RRP
LND-OPT-SINK	\$569

NOTE: Minimum base unit required 600mm W x 570mm D.

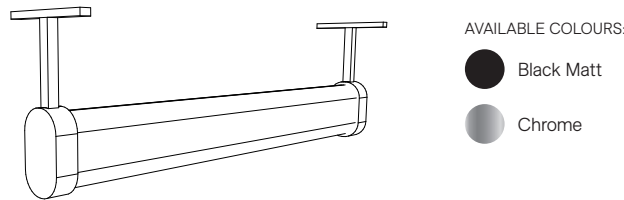


LAUNDRY RAIL

The laundry rail gives you plenty of room to organise your clothes and ensure they stay dry and crease-free whatever the weather.

Laundry Rail	
SKU	RRP
LND-OPT-RAIL	\$46 per metre

NOTE: Please specify required length and colour when ordering. End flanges and centre flange included in pricing. Minimum charge for 1m.



LAUNDRY BIN

Easy to install, easy to clean and easy to use! Keeping your new laundry space neat and tidy is easy with your new stainless steel bin. Complete with push-to-open lid for ease of use.

4L Stainless Steel Bin	
SKU	RRP
WB-OPT-BIN	\$109

NOTE: Alterations to the size and position of the base cabinet internal shelf will be made to accommodate for the bin. Sent loose for onsite installation.



LAUNDRY BASKET SYSTEM

Available in pull-out and flip-down options, laundry basket systems are perfect for keeping dirty laundry out of sight and preparing for the next load of washing. Baskets are removable for ease of use and complete with air vents to reduce build up of moisture.

Single Pull-Out Basket 450mm Cabinet, 48L Capacity



SIZE	SKU	RRP
Single Pull-Out Basket (Base Cabinet 450mm, 48L Capacity)	BAS-LC-450-BASK	\$1,558

Double Pull-Out Baskets 600mm Cabinet, 70L Capacity



SIZE	SKU	RRP
Double Pull-Out Baskets (Base Cabinet 600mm, 70L Capacity)	BAS-LC-600-BASK	\$1,669

Single Flip-Down Basket 450mm Cabinet, 48L Capacity



SIZE	SKU	RRP
Single Flip-Down Basket (Base Cabinet 450mm, 48L Capacity)	BAS-LC-450-BASKFLIP	\$1,558

IN-DRAWER POWERPOINTS

The in-drawer power point is a simple but practical addition. For multi-drawer cabinets just let us know which drawer you would like it in. Standard position top drawer unless specified otherwise.
Please note: an electrician will be required to hardwire the powerpoint during installation.

In-drawer Powerpoint (each)

SKU	RRP
PPT-OPT-INDRW	\$155



CABINET & DRAWER INTERIORS

The classic white cabinet interiors, made from melamine, are durable and able to withstand daily wear and tear. Adjustable shelves and drawers fitted with soft-close fittings guarantee a clean and organised look. Every cabinet comes with a 5 year warranty and is proudly manufactured in Australia.



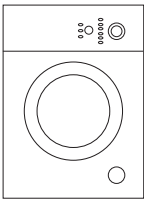
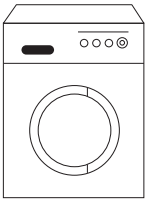

PRO TIP - CONSIDER YOUR APPLIANCE SIZE

- Keep in mind the width and depth of your appliances when designing your new laundry. Most appliances are 650mm wide however depth can vary and they may protrude further than the benchtop when installed, rather than sitting flush with the top edge.
- **NOTE:** It is always best to check with the manufacturer for the required space around your appliance.



WASHING MACHINES:

DRYER:



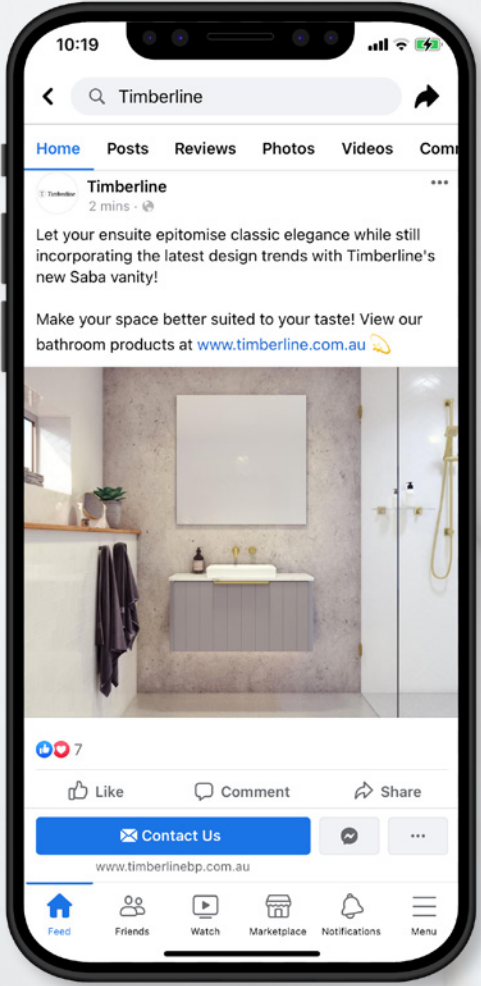
650

650

650



Keep up with the latest design trends!



Follow us on social media



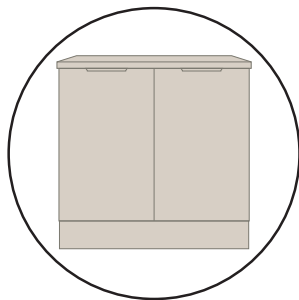
facebook.com/timberlinebp



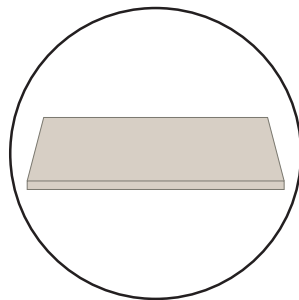
@timberline.bp

How it Works

WHAT WE GIVE YOU

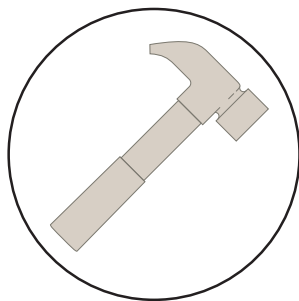


Fully assembled individual modular cabinets

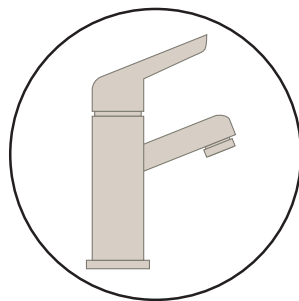


Blank slab to be cut onsite

WHAT YOU NEED



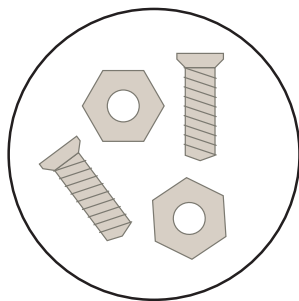
Cabinet maker or DIY handyman for installation of cabinets in your laundry



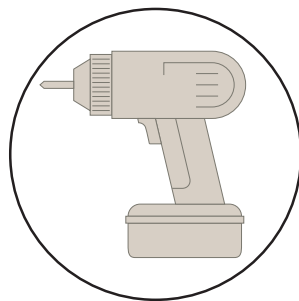
Laundry sink and tap



Plumber for connecting your sink and washing machine



Screws, bolts or plugs for fixing your cabinets to the wall



Tools required for installation including level, planer, screw gun, drill, drill bits, hole saws, jigsaw, etc.

Ordering Checklist

The modular laundry cabinets in this brochure let you configure endless combinations and layouts. But before you let your creative side run wild, a bit of planning is needed to ensure that you end up with the stunning laundry you're looking for.

CHECKLIST

- ☐ Measure the total overall size you have available. Remember to make allowance for wall tiles if your laundry hasn't yet been tiled.
- ☐ Check your washing machine and tumble dryer sizes and confirm with the manufacturer how much free space is required around them. We advise that you provide a bit too much free space rather than too little. This ensures that if you replace your machines later you won't be left with a space that is too small. Minimum 650mm gap is recommended.
- ☐ Select your preferred cabinet layout from the options.
- ☐ Check your laundry sink size with your plumber. We recommend a 900mm base cabinet to fit the sink. Some smaller sinks may fit into a 600mm base cabinet.
- ☐ Place the sink next to your washing machine. This allows your plumber to connect the water pipes for the machine.
- ☐ Work out your benchtop length. Once you have your cabinet layout confirmed, you can do this by adding up the CABINET + END PANEL + WASHING MACHINE sizes to work out the overall benchtop length.
NOTE: Maximum laminate benchtop length = 3600mm.
Maximum SilkSurface benchtop length = 3000mm. Cut outs are to be done onsite.

THINGS TO CONSIDER

- **Does the side of your cupboard butt up against a wall?**
If so, be sure to order a FILLER PANEL to go between the wall and the side of the cupboard. This allows for a neat finish and helps to prevent doors and drawers from scraping up against the wall.
- **And what if they don't butt up to a wall?**
END PANELS provide a tidy finish for washing machines, dryers and cupboards that don't butt up against a wall, creating a smarter looking space overall. Of course, this isn't mandatory – the sides of all Timberline laundry modules are finished in the same colour at the fronts, making a neat, finished cabinet.
- **For wall to wall laundries...**
If you are creating a wall to wall laundry we can make a special width cabinet to suit! For example, we can reduce the size of a 900mm cabinet to 850mm, priced on next size up.
- **Not all appliances are created equal!**
Be sure to consider the depth of your chosen appliances when designing your laundry. Different appliances are different sizes, and so they may protrude further than the benchtop when installed, rather than sitting flush with the top edge.
- **Avoiding cabinet and drawer creep...**
Ensuring that you start with a level surface before installation is the best way to avoid cabinet doors and drawers from unexpectedly creeping open. Be sure to check out the **Installation Instructions** at timberline.com.au in preparation for cabinet installation and drawer adjustments.



MODULAR LAUNDRY SYSTEM ORDER FORM

To make life easy, fill this form in with your customer. Please enter quantities in corresponding boxes below.

Fax to: 02 6773 8555 **Email to:** sales@timberline.com.au

STORE DETAILS

Company Name: _____ Completed by: _____
Purchase Order No: _____ Date: _____

CUSTOMER DETAILS

Customer Name: Customer Contact No:
 Customer Signature: Customer Email:

MODULAR LAUNDRY SYSTEM

TALL CUPBOARDS/SHELVES/FILL PANEL

Colour:	Colour:
Upgrades (if any):	Upgrades (if any):

Shelf side:
LH / RH

Hinge side:
LH / RH

FILLER PANEL

Broom Cabinet

800

800

450*

450

16

NOTE: Hinge side to be specified on all single doors

OPEN SHELVES


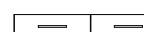
















Colour:

600 600 450 450 300 300 900 600 450

BASE CUPBOARDS/FILLER/END PANEL

Colour:

Upgrades (if any):

ALL IN ONE CABINET				Hinge side: LH / RH						FILLER / END PANEL		
												
915	900	600	600	450*	450	450	450	450	450	16		
												

NOTE: Hinge side to be specified on all single doors

SHAKER PANEL UPGRADE (Please circle required items)

Victoria*	Sussex*	Classic^	Cross^
Linear^	Quilted^	Scales^	Vertical^

Module/s (please specify):

* Victoria and Sussex: add **\$176** per door/drawer, **\$352** per tall unit door

^ Classic, Cross, Linear, Quilted, Scales and Vertical: add **\$114** per door/drawer, **\$228** per tall unit door

ACCESSORIES (Please circle required items)

Laundry Sink	4L Stainless Steel Bin	Laundry Rail LENGTH: COLOUR:
Powerpoint LOCATION:		

HANDLES

BASE CABINETS

Handle Type:

Handle Size: _____

Handle Colour:

Fingerpull / Push to Open[†] (please circle):

†Push To Open add extra **\$58** per door

OVERHEAD CABINETS

Handle Type:

Handle Size:

Handle Colour:

Fingerpull / Push to Open[†] (please circle):

BENCHTOP

Laminate / SilkSurface[†] (please circle) Length: Colour:

†Maximum benchtop lengths: Laminate = 3600mm, SilkSurface = 3000mm

Check the pricelist pages to confirm available options. Please check your selection carefully as Timberline cannot be held responsible for incorrect choices.

Cabinet Handles

What a selection! Choose from chrome, brushed, black or gold - long or short - square or curved. We've got them all!
Customise your cabinet with any of these stunning handle options at no extra cost!

ARCH HANDLE

Available in 244mm & 340mm.



Chrome



Brushed Nickel



Black



Satin Gold

CURVE HANDLE

Available In 198mm & 359mm.



Chrome



Brushed Nickel



Black



Satin Gold

D HANDLE

Available in 138mm*, 230mm, 361mm & 457mm.



Chrome



Brushed Nickel



Black



Satin Gold

FLAT KNOB*



Chrome



Brushed Nickel



Black



Matt Gold

LEATHER PULL*



Chrome



Black



Pewter



Satin Gold

OVA HANDLE*

Attaches on the top of door and drawer fronts. Available in 100mm, 200mm & 350mm.



Chrome



Brushed Nickel



Black



Brushed Gold

RETRO HANDLE*



Chrome



Brushed Nickel



Black



Pewter



Satin Gold

ROUND KNOB*



Chrome



Brushed Nickel



Black




Satin Gold

*Denotes handles suitable size for shaker cabinets

Cabinet Handles Continued

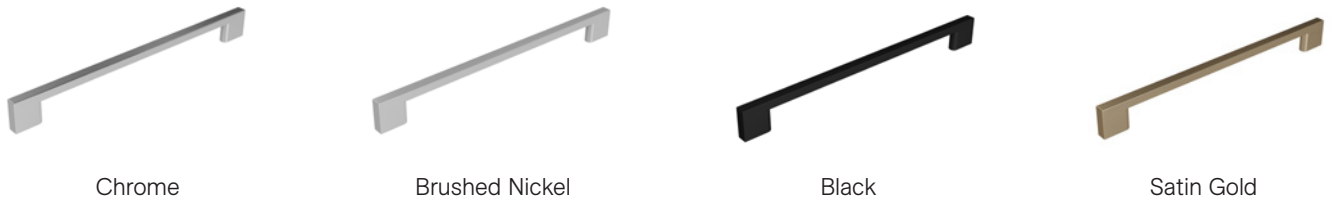
SOLID LIP HANDLE

Attaches in the standard position on door and drawer fronts. Available in 50mm* & 178mm.



SQUARE HANDLE

Available in 224mm & 352mm.



DISC HANDLE

Available in 100mm & 200mm.


Notes for Disc Handles:
200mm able to be split across two drawers or doors.
Please note the configuration when ordering.
Available in any paint colour from page 50.



FINGERPULL

Available in 100mm & 200mm.

Notes for Fingerpull Option:
Usable drawer height is reduced with fingerpull. Drawer and door widths might vary depending on cabinet layout.
Available in all colours.

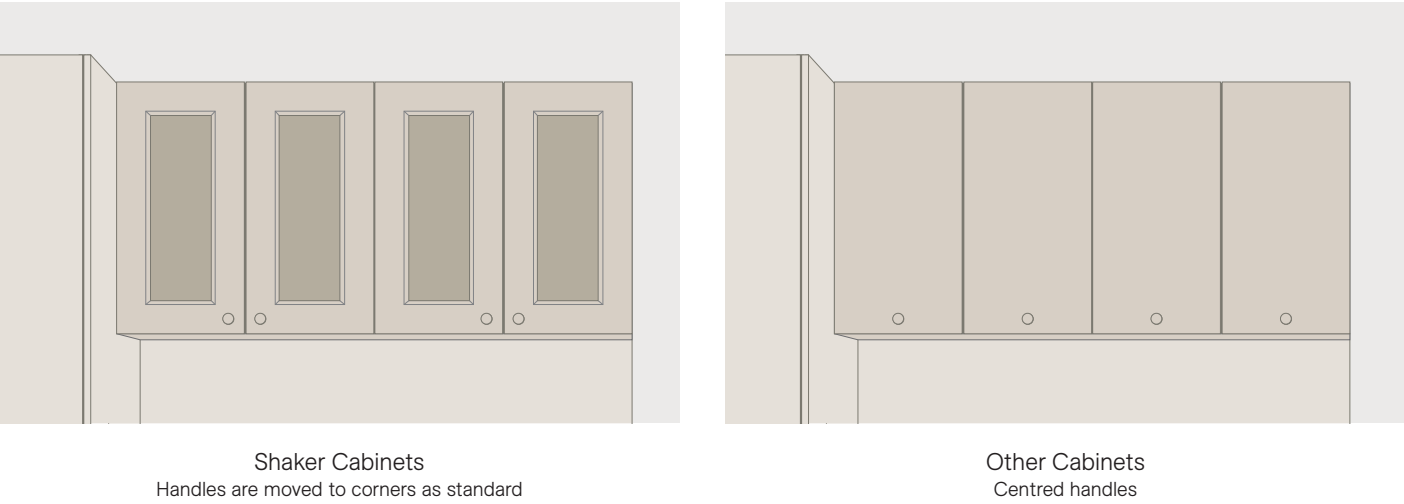


HANDLE MOUNTING HOLE CENTRES

ARCH	244mm	340mm			
Mounting Hole Centres	224mm Holes	320mm Holes			
CURVE	198mm	359mm			
Mounting Hole Centres	160mm Holes	320mm Holes			
D HANDLE	104mm*	138mm*	230mm	361mm	457mm
Mounting Hole Centres	96mm Holes	128mm Holes	224mm Holes	352mm Holes	448mm Holes
DISC HANDLE	100mm	200mm			
Mounting Hole Centres	32mm Holes	96mm Holes			
OVA HANDLE	100mm*	200mm*	350mm*		
	64mm	128mm	256mm		
RETRO*					
Mounting Hole Centres	64mm Holes				
SOLID LIP	50mm*	178mm			
	32mm Holes	160mm Holes			
SQUARE	224mm	352mm			
Mounting Hole Centres	192mm Holes	320mm Holes			

*Denotes handles suitable size for shaker cabinets

STANDARD POSITIONS FOR LEATHER PULL & KNOB HANDLES



SilkSurface Colours

SilkSurface™



Scan the QR code to order
your free samples.

SilkSurface is the right choice for enduring beauty. With a beautiful blend of colours and a realistic natural appearance, these high performance 20mm benchtops are manufactured using a special multi-process technique making them resistant to stains, cracks and chips.



Arctic White



Carrara



White Crystal Boulder



Blanca Granite



Bianco Pearl



Star Dust



Canvas Mist




Grigio Stone




Calcutta Snow



Stratiss



Winter Boulder



Lapis Salt


SilkSurface may be substituted for equivalent colours if required. SilkSurface is manmade slab with an acrylic resin base. As each slab is individual, natural variation in graining and colouring is to be expected. While the colours in this brochure are to the highest standard in printing, it should only be used as an indication of actual product design. Please visit your local showroom to view larger samples.

Laminate Benchtop Colours

These laminate benchtops provide a durable and easy clean surface. They are 33mm thick with a radiused front edge and laminated ends. Once you have worked out your cabinet selection, provide us with an overall benchtop length and we will make it to your ordered size.



Scan the QR code to order your free samples.




Polar White Matt



Carrara Matt



Alboran Stone Smooth



White Cement Natural



Avenza Bianco Natural



Portofino Stone Smooth



Classic Oak Natural



Artisan Beamwood Natural



Boston Oak Woodmatt



Grigio Grafite Natural



Ink Fabrini Matt



Nero Grafite Natural


NOTE: Benchtops are to be purchased with laundry modules and cannot be ordered separately. Maximum length = 3600mm.

Standard Paint Colours

If you're after a sleek, clean look or just wanting to bring colour into your laundry, then a painted finish is the perfect choice. All painted colours are finished with our durable 2 pack polyurethane hardening process, which makes them easy to clean and hard-wearing.



Scan the QR code to order your free samples.



White Gloss/Satin



Grey Beige Satin



Light Grey Satin




Light Pistachio Satin



Olive Satin



Emerald Green Satin



Pastel Pink Satin



Duck Egg Blue Satin



Dark Grey Satin



Steel Grey Satin



Navy Blue Satin



Black Satin

Satin finish standard unless specified for pastel colours. Note for Special Paint Colours: Gloss finishes look distinctly different to sample matt finishes. Painted colours can vary slightly between batches.

Standard Woodgrain Colours

Woodgrain finishes capture the colour and texture of natural timbers such as oak, maple and walnut. They add warmth and colour to your bathroom while being ultra durable, easy to clean and affordable. Choose any of these colours - at no extra cost!



LAMINEX White Painted Wood Matt




LAMINEX Concrete Formwood Texture



LAMINEX Classic Oak Texture



POLYTEC Angora Oak Woodmatt



POLYTEC Coastal Oak Woodmatt



LAMINEX Rural Oak Texture

Due to manufacturing process grain patterns do not line up across panels. Horizontal grain is standard on laundry base and overhead units. Grain direction may vary. Vertical grain on tall units. Some woodgrains have a matt finish while others have a realistic texture. While the colours in this brochure are to the highest standard in printing, it should only be used as an indication of actual product design. Please visit your local showroom to view larger samples. Colours may be substituted for alternative matching brands.



Scan the QR code to order your free samples.



POLYTEC Boston Oak Woodmatt



POLYTEC Prime Oak Woodmatt



LAMINEX Tassie Oak Texture



LAMINEX Elegant Oak Texture



LAMINEX Planked Urban Oak Texture



LAMINEX Artisan Beamwood Texture

NOTE: Woodgrain finishes are not available on shaker routed cabinets.

Standard Woodgrain Colours Continued



Scan the QR code to order
your free samples.



LAMINEX Oxidised Beamwood Texture



POLYTEC Notaio Walnut Woodmatt



POLYTEC Palomera Oak Woodmatt




POLYTEC Havana Oak Woodmatt



POLYTEC Antico Oak Woodmatt



LAMINEX Milano Walnut Matt



POLYTEC Bottega Oak Woodmatt




POLYTEC Estella Oak Woodmatt



POLYTEC Florentine Walnut Woodmatt



LAMINEX Aged Walnut Texture



POLYTEC Perugian Walnut Woodmatt

Due to manufacturing process grain patterns do not line up across panels. Horizontal grain is standard on laundry base and overhead units. Grain direction may vary. Vertical grain on tall units. Some woodgrains have a matt finish while others have a realistic texture. While the colours in this brochure are to the highest standard in printing, it should only be used as an indication of actual product design. Please visit your local showroom to view larger samples. Colours may be substituted for alternative matching brands.

NOTE: Woodgrain finishes are not available on shaker routed cabinets.



Timberline



www.timberline.com.au

For your nearest distributor go to **www.timberline.com.au/stores**

PO Box 5004, 22 Myrtle Drive, Armidale NSW 2350

T: (02) 6773 8500 F: (02) 6773 8555

E: sales@timberline.com.au